

Related Data, etc.

September 30, 2014

General Shareholder Meetings

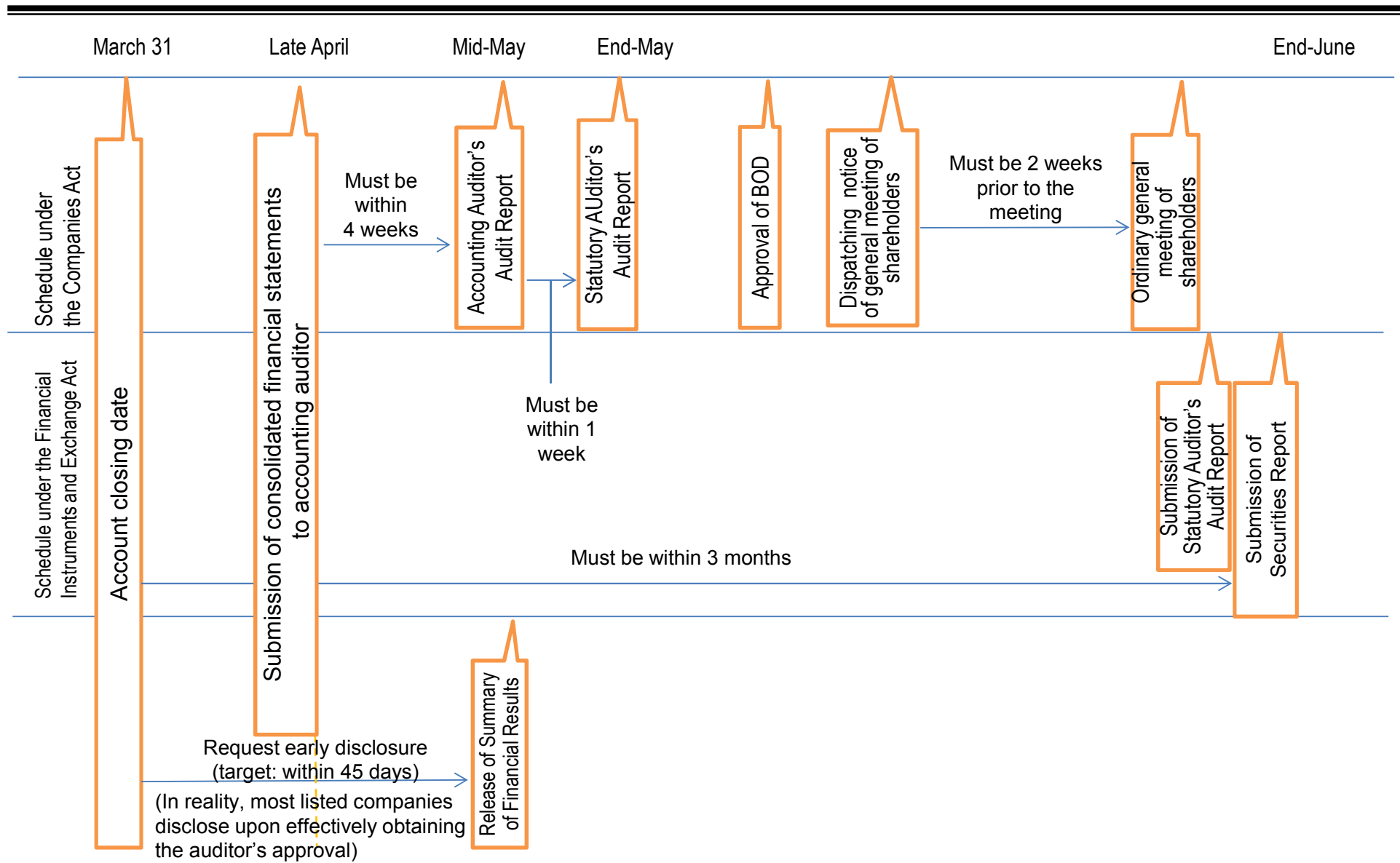
(Dates of Annual General Meetings of Shareholders)

Meeting date	5/30	6/11	6/12	6/13	6/14	6/15	6/16	6/17	6/18	6/19	6/20	6/21
	Fri	Wed	Thu	Fri	Sat	Sun	Mon	Tue	Wed	Thu	Fri	Sat
# of companies	2	2	12	21	4	2	2	29	50	72	203	23
% of companies	0.1%	0.1%	0.5%	0.9%	0.2%	0.1%	0.1%	1.2%	2.1%	3.1%	8.6%	1.0%
Meeting date	6/22	6/23	6/24	6/25	6/26	6/27	6/28	6/29	6/30	TOTAL		
	Sun	Mon	Tue	Wed	Thu	Fri	Sat	Sun	Mon			
# of companies	4	33	251	294	424	918	6	1	5	2,358		
% of companies	0.2%	1.4%	10.6%	12.5%	18.0%	38.9%	0.3%	0.0%	0.2%	100.0%		

(Notes) All TSE-listed companies whose fiscal year ended on March 31, 2014.
Prepared based on TSE data.

General Shareholder Meetings

(Current Timeframe for Auditing)



(Note) In case of listed companies whose fiscal year end on March 31, and which have accounting auditors as well as the Board of Directors

General Shareholder Meetings

(Timing of Dispatching Notice, etc.)

- Timing of Dispatching Notice

Dispatch date (# of days prior to meeting)	15 days	16 days	17 days	18 days	19 days	20 days	21 days	22 days	23 days	24 days
# of companies	592	400	234	200	97	131	287	297	40	31
% of companies	25.1%	17.0%	9.9%	8.5%	4.1%	5.6%	12.2%	12.6%	1.7%	1.3%
Dispatch date (# of days prior to meeting)	25 days	26 days	27 days	28 days	29 days	30 days	32 days	TOTAL		
# of companies	21	11	7	6	2	1	1	2,358		
% of companies	0.9%	0.5%	0.3%	0.3%	0.1%	0.0%	0.0%	100.0%		

⇒Average: dispatched 18 days prior to the meetings

- Online disclosure and English translation of Notice

- (1) # of Companies disclosing the notice on website prior to dispatch⇒83 (3.5% of all TSE-listed companies)
- (2) # of Companies disclosing the notice upon dispatch⇒886 (37.5% of all TSE-listed companies)
- (3) # of Companies providing an English translation of the notice (summary)⇒424 (12.5% of all TSE-listed companies)

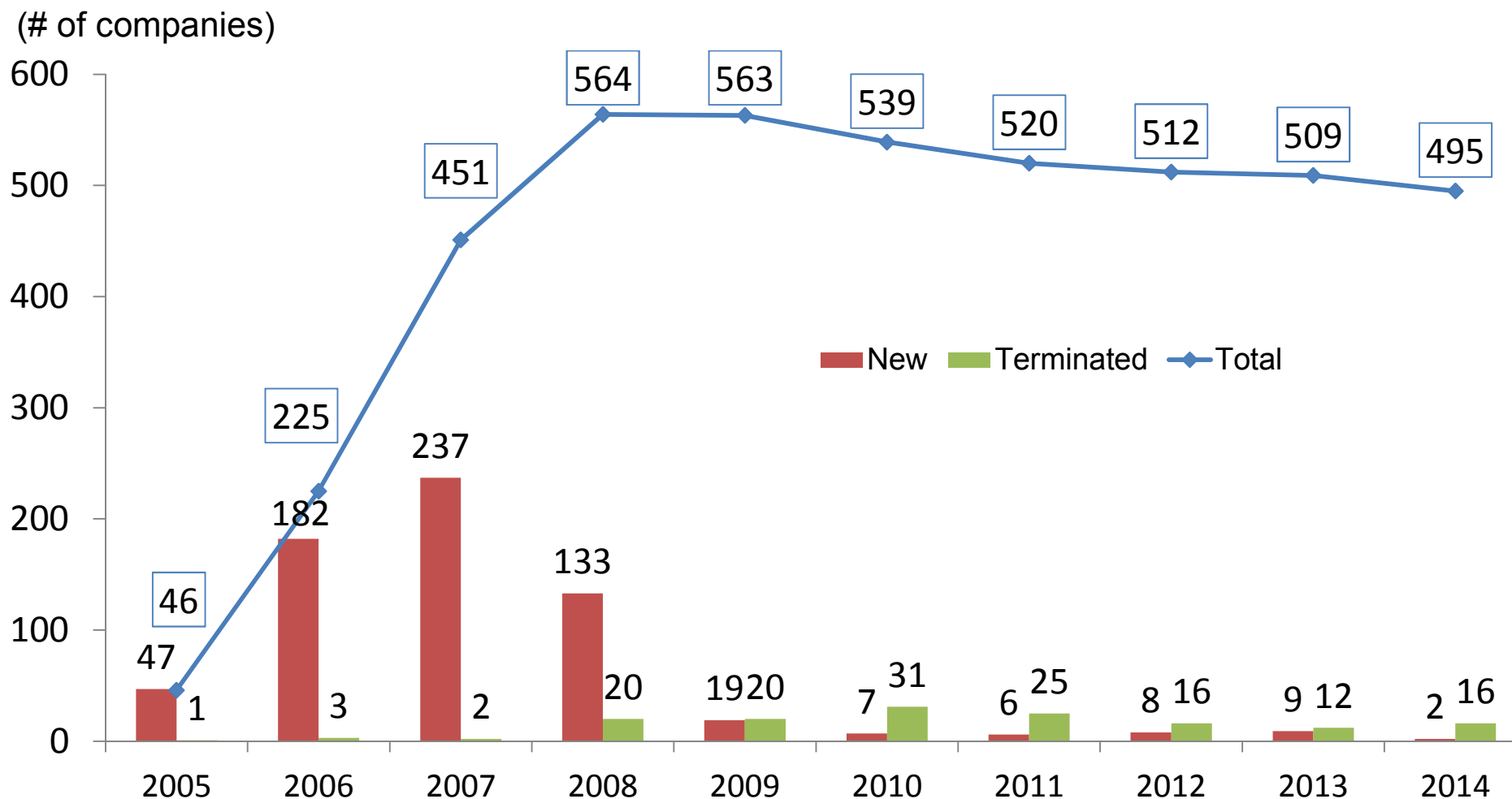
(Note) The chart above covers all TSE-listed companies whose fiscal year ended in the end-March 2014. Prepared based on TSE data.

(1)-(3) include companies which made disclosure via TDnet. Companies which disclosed on their own websites are not included.

Takeover Defense Measures

(Current Situations in Japan)

Companies which Adopted Takeover Defense Measures



(Note) The graph covers all listed companies as of June 30, 2014

(Source) J-IRIS "Review of 2014 General Meetings of Shareholders"(Capital Market Research Summer 2014, vol. 32)

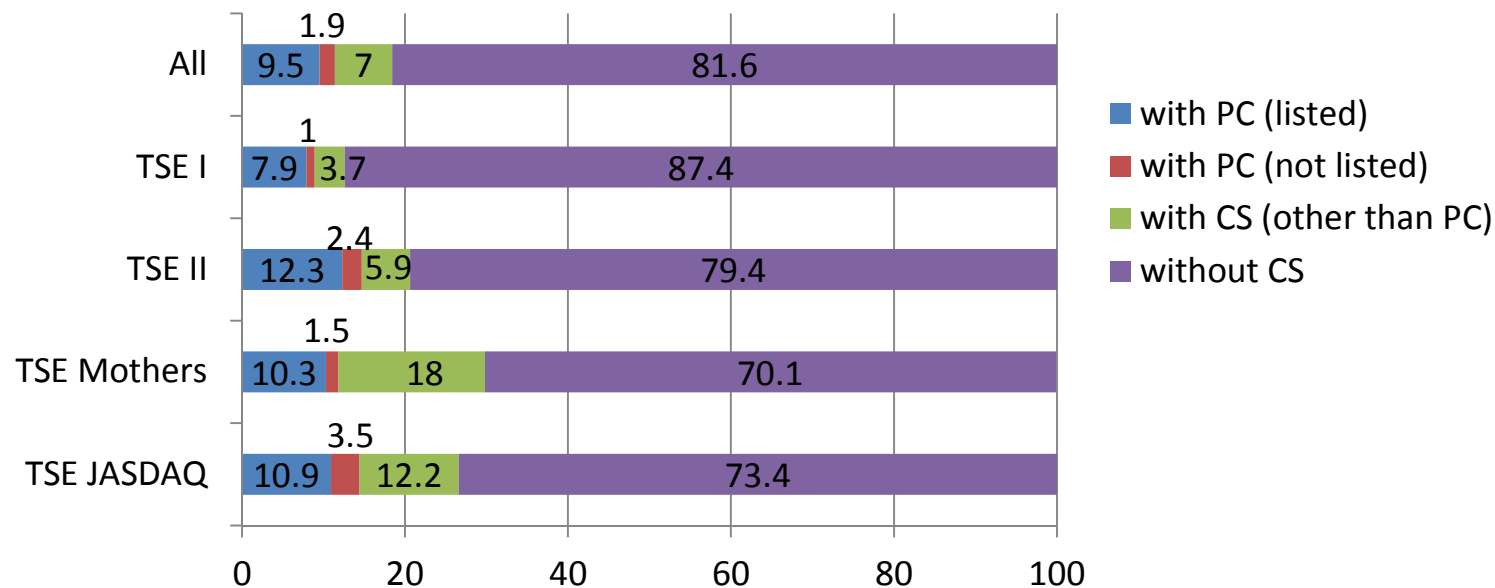
Transactions Involving Conflict of Interest

(Controlling shareholder)

- TSE-listed companies with a controlling shareholder: 628 companies (18.4% of all listed companies) (as of July 2014)

(Note) “Controlling Shareholder” means (1) a parent company, and (2) a main shareholder who holds the majority of voting rights of a listed company after combining the voting rights held for its own account and held by close relatives of the main shareholder and a company, etc. whose majority of voting rights are held by the main shareholder. (Securities Listing Regulations Rule 2, Item 42-2, and Enforcement Rules for Securities Listing Regulations Rule 3, Item 2)

Presence of controlling shareholder (CS) & parent company (PC) (All markets / by market)



(Note) Prepared based on TSE data.